

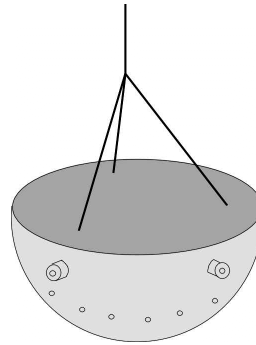
## HOW TO USE BASES.

There are two Bases in the maze arena each represented by the team's colours red or blue. To score bonus points from a base you must first locate the opponents base target, this is easy with the **bright red** light over red base and the **bright blue** light over yellow base. Then you need to deactivate any defenders, enter the base area and destroy the base target..... Look for a black dome with flashing lights around its edge inside the shroud hanging from the ceiling. Once you locate the target you must fire at the **GREEN** lights three times within 5 seconds to destroy it. Fire slowly 1....2....3 then you will hear a loud explosion and all the lights will turn off. This means you have destroyed the base and you will gain 2,000 points for destroying the base target. In a team game you cannot gain points by destroying your own base target..... sorry.

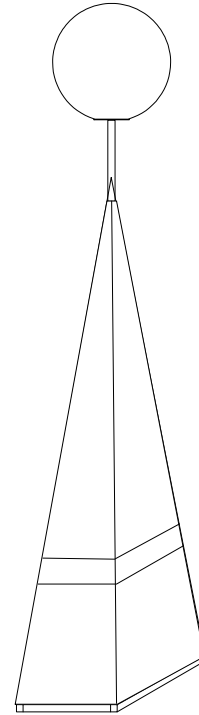
Once you have destroyed a base target you cannot gain more points from it yourself, other team members can when it reactivates after 30 seconds.

## HOW TO USE MINES

Be careful! Mines explode at random and anyone in front of it when it does will be deactivated for 20 seconds and will have 500 points deducted from their score. The mine is dormant when its lights are yellow and becomes active when its lights turn green. Watch out though.... If you see the lights start to alternate between red and green you have only 4 seconds to get behind cover before it explodes. Anyone still in front of the mine when it explodes will be deactivated and 500 points is taken off your score.



Base Target



Mine

## HOW TO USE YOUR LASER

Your laser is state of the art; it is light and robust – easy to hold for all. It is however designed for your safety. TWO hands must be on the laser before it can be fired. With one hand you pull the trigger, the other must be positioned to cover the sensor under the front of the Laser.



Place your palm of one hand under here to turn off the red hand lights pictured below. Without your hand under here you cannot fire the laser. (Any attempt to disable this safety function will result in termination of your game with NO REFUND)

Trigger. Pull this to fire But it will only work if you are active and if you have your second hand under the front and the red hand lights are off. Pulling the trigger once will only fire one shot.



Red hand lights at the back of the laser must be off to be able to fire the laser

## ***YOUR VEST.***

Our Panmure maze is set up for two teams. The vests lights flash either of two team colours, Red or Yellow. The Megazone system is very flexible but there are two standard game modes normally played.

**SOLO:** In a solo scoring game you are on your own. You can score points by tagging any other player regardless of their colour. You can also score bonus points by destroying **both** Base targets once each during the game.

**TEAM:** In a team game you score points by tagging players on the other team only and by destroying their Base target. If you tag a player on your own team both of you loose the “hit by” points on the table below.

**POINTS:** Depending on where you tag a player you score points. If you are tagged you lose points

You hit:	Hit by:
Gain points	Lose points

FRONT	+200	-50
BACK	+100	-25
SHOULDERS	+50	-12
LASER GUN	+50	-12
BASE	+2000	N/A
MINE	N/A	-500

**DEACTIVATION** Should you be tagged on the front, back, shoulders or on the laser you will be deactivated. You will hear an

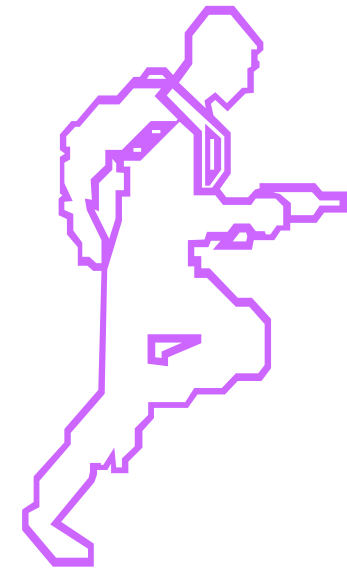
“Uh Oh” voice from your vest, it will vibrate and all your lights will go out. You cannot fire your laser again until you reactivate. Your LCD on the front of the vest will count down the remaining time to reactivation. Hide out of sight until your vest reactivates. You can only gain points by tagging other players who are active. Tagging an inactive player will not gain you any points.

## ***MEMBERS***

Members can enable special features by logging onto the vest with their members button before the game is started. Please ask staff for further information.

## ***SAFETY***

For your own safety and enjoyment we have some basic rules. Players who disregard these rules will have their game terminated and will be asked to leave the arena. Before you start your game please read the Maze rules which are on the wall in the site-kit up room at the maze entrance. Follow all directions given to you by Megazone staff.



# **MEGAZONE**

The Ultimate Laser Game

Panmure Superbowl Complex  
523A Ellerslie – Panmure Highway  
Panmure, Auckland.  
Phone (09) 5707030  
Web Site  
<http://www.megazone.co.nz>